

April 2016

STM: Securing Access to content using EZproxy

Don Hamparian

Senior Product Manager, EZproxy and Identity Management

Today's discussion

- About OCLC and EZproxy
- Publisher Best Practices
- Institutions Best Practices
- Issues & Opportunities



Image from Flickr, [NET-BUSINESS](#)

Founded in

1967

as the Ohio College
Library Center

16,957

members worldwide

1,200+ staff


18 offices in

10 countries



OCLC headquarters in Dublin, OH USA

Global Membership



*As of January 1, 2016



365

million records

2.3

billion holdings

46

million digital items

17

million eBooks



Shared data

about the world's libraries.
Find it and get it.



Shared infrastructure

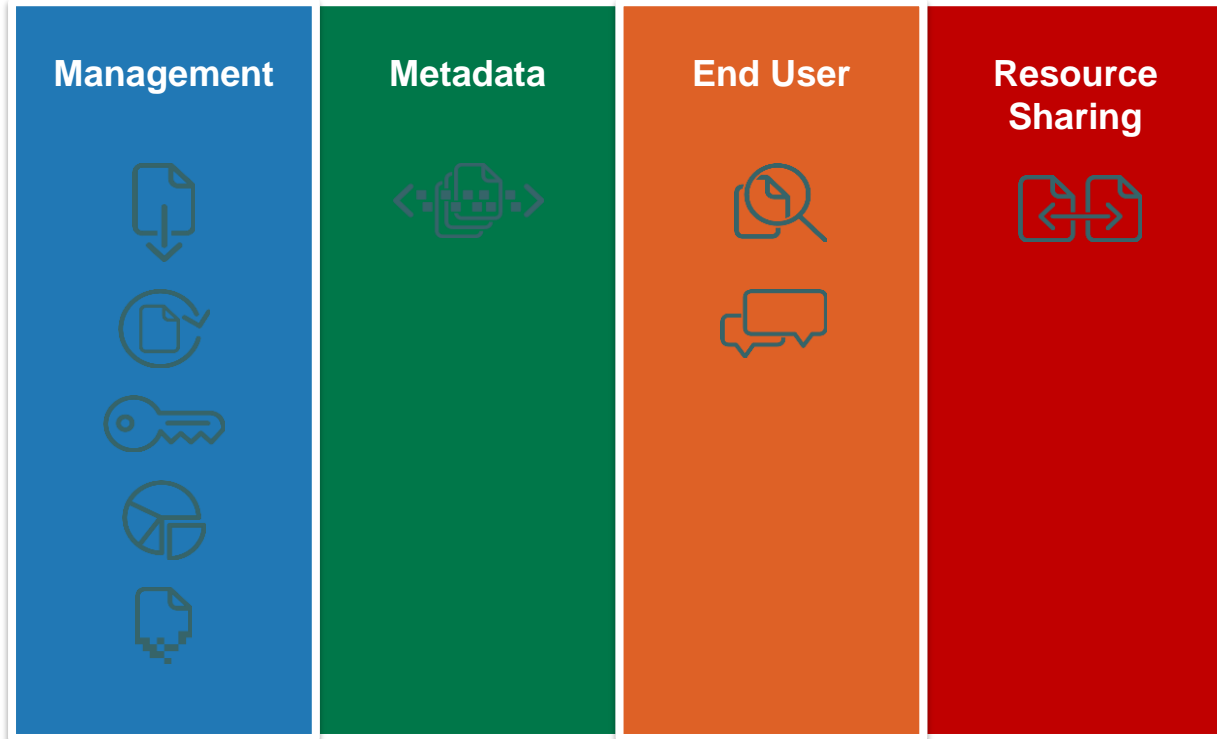
to manage and share resources across libraries
and across communities.



Shared community

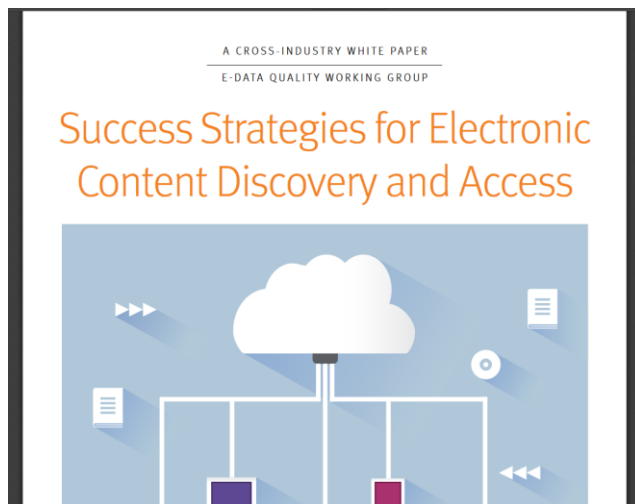
of libraries, library users and partners, working
together to share the world's knowledge.

OCLC's Four Product Lines



OCLC Partnering with Publishers

- Long-standing collaboration with publishers
- We all want to make sure content libraries buy for patrons is accessible and secured



EZproxy Overview

- EZproxy provides patrons affiliated with our mutual customers access to IP authenticated e-content even when they are off the library network
- EZproxy's default operating mode is as a URL-rewriting IP proxy server. No configuration is needed at the patron's PC to use EZproxy
- EZproxy is used by about 80% of North American ARLs and has about 3,500 deployments worldwide
- EZproxy can be hosted by OCLC or hosted at the institution

Context of the e-Content Access Workflow and EZproxy

- EZproxy became available in 2000
- Much simpler era: no scihubs and simpler technology at websites made EZproxy Admin's work easier
- In the last 5 years, the care and feeding of this workflow has grown much more complicated
- Libraries caught in the crunch of balancing budgets and dedicating resources to providing access

Summary of Issues and Opportunities

- Most common problem (by far) is compromised credentials at the institution
- EZproxy is not “hacked”
- Four-part strategy to secure access
 - Protect (Proper configuration)
 - Detect and close compromised credentials
 - Educate (Provider, Institution Admin, Users)
 - Collaborate (OCLC, Institution, Provider)

Publisher Best Practices

- Work with your customers to resolve illegitimate access
- Vast majority of illegitimate usage can be traced through EZproxy to real users that can be turned off
- If you find “how-to” gaps - contact OCLC
- Don’t turn off access unless you talk to your customer

Institution Best Practices

- Password Policies
 - Biggest challenge – get this done and EZproxy provides a very secure content access path
 - Require: short-lived passwords and hard-to-guess passwords
- Credential protection
 - Don't sell or give away your credentials
- Commit resources for EZproxy server management

Institution Best Practices

- Keep your evidence (configure log / audit files with data you need)
- Use SSL for authentication and content access where possible
- Keep the server EZproxy is on upgraded and protected via firewall
- Install the current version of EZproxy
- Keep your system time correct

Institution Best Practices

- Review your logs regularly looking for:
 - Top consumers of content
 - Top session length users
 - Multiple geographies
 - Countries you know your users aren't in
- Normally detect using information above OR information from providers: we can link date-time-URL to an active session in EZproxy which gives us a username
- Then the institution needs to turn off the user, reset the password or follow their policy for compromised accounts

Collaborate - Opportunities

Involving providers, OCLC, Libraries

- Improve education
- Improve technology
- Improve support of our mutual customers
- Your ideas?

Questions?

Don Hamparian

Senior Product Manager, EZproxy and Identity Management, OCLC

hamparid@oclc.org

Did I mention good password policies?

**Because
what is
known must
be shared.SM**