



Royal Marsden Manual Flash Talk

# Semantico

```
385 #endif  
386 fprintf(stderr, "  
387  
388 }  
389 return 0;  
390
```

```
391 #ifdef VERBOSE_RBT_VERIFY  
392     if (left)  
393         printf("\n%d",  
394             if (right)  
395                 printf("\n%d",  
396
```

```
#endif
```

```
height_l = rbt_verify_p  
height_r = rbt_verify_p
```

```
// Verify BST property  
if (((left != NULL) && (com  
    ((right !=  
    {  
        NULL) && (com
```



A young woman with blonde hair, wearing a green lab coat, is smiling and looking towards the camera. She is holding a red stethoscope over a stack of medical textbooks. The books are scattered around her, with some titles visible like 'Drug Guide for Nurses', 'Nursing Fundamentals', and 'NMCLEX'. The background is a soft-focus view of a library or study area with more books and papers.

# Royal Marsden Manual



# Rebuild





# Life & death

You are here:

Ask the Editors

## Welcome

### Welcome to The Royal Marsden Manual Online

The Royal Marsden Manual Online can only be accessed by subscribing organisations.

**Unfortunately, we are unable to log you in.**

Here are some possible reasons why we were unable to authenticate your request:

- You are attempting to access Royal Marsden Manual Online but have no subscription. To find out more about this product and how to subscribe, click [here](#).
- You have a subscription to Royal Marsden Manual Online which is authenticated via your organisation's IP address but the IP range of your computer has not been recognised. In this case you will be unable to access RMM online via <http://www.rmmonline.co.uk>. Please contact your organisation's web administrator for further help or go to <http://www.royalmarsdenmanual.com/view/faq.html> to view our FAQs.
- You have a subscription to Royal Marsden Manual Online which is authenticated via a referring URL usually found on your organisation's intranet page but you are unable to find that link. In this case you will be unable to access RMM online via <http://www.rmmonline.co.uk>. Please contact your organisation's web administrator for further help or go to <http://www.royalmarsdenmanual.com/view/faq.html> to view our FAQs.
- You have a subscription to Royal Marsden Manual Online which is authenticated via

### Athens Access

If you have an Athens user name and password, then please follow this [Athens Authentication Point](#) link, in order to enter these.

**Access denied**



# THE ROYAL MARSDEN HOSPITAL MANUAL OF Clinical Nursing Procedures Content Management Centre

Reports

Content Management

Account Settings

Clinical Content Manager Tutorials

Logout

View 7th Edition CMC

Ask the Editors

## Content Management

All Guidelines

Global instructions

Manual Guidelines

Manage comments - manual  
guidelines

Your own guidelines

Add your own procedure  
guideline

Edit your own procedure  
guideline

Remove your own procedure  
guideline

Add a link to the A-Z listing

Other content

Manage comments

## Add your own procedure guideline Custom content

Complete this form to add your own procedure guideline (see [clinical content manager tutorial](#)).

Note all red fields must be completed.

\*Note:\* Your own procedure guidelines will always appear together in the unique chapter for custom content found on the browse page. [Browse RMM8 by chapter](#).

Note: If you use a Referrer URL authentication method to access The Royal Marsden Manual Online make sure you are already logged into the Reader Site in another browser window. This will ensure the session takes you directly to the page you requested.

### Overview

Procedure Title\*

Freeform Procedure



# Custom content scope





The diagram illustrates Solr sharding. It features two vertical stacks of horizontal cylinders representing data shards. The left stack consists of five cylinders of varying shades of purple and grey. The right stack consists of four cylinders, with the top one being a darker purple and the others in lighter shades. A central horizontal band with a light grey background contains the text 'Solr sharding' in a bold, dark grey font.

# Solr sharding

# Internet Explorer



# New design

## Responsive & accessible



All Content



Search

[Search help](#)

Procedures

Chapters

Illustrations

## Chapter 1: Introduction

Print

Focus view

Overview >

Related theory >



### Overview

[Previous section](#) | [Next section](#)

This introductory chapter gives an overview of the purpose and structure of the book. Nurses have a central role to play in helping patients to manage the demands of the procedures described in this manual. We also need to be mindful of the evidence upon which we are basing the care we deliver. We hope that through increasing the clarity with which the evidence for the procedures in this edition are presented you will be better able to underpin the care you deliver to your patients in your day-to-day practice.



 Show navigation



### Overview

[Previous section](#) | [Next section](#)

This introductory chapter gives an overview of the purpose and structure of the book. Nurses have a central role to play in helping patients to manage the demands of the procedures described in this manual. We also need to be mindful of the evidence upon which we are basing the care we deliver. We hope that through increasing the clarity with which the evidence for the procedures in this edition are presented you will be better able to underpin the care you deliver to your patients in your day-to-day practice.

The chapter also highlights how the risk management implications of the areas of practice are now integrated into each chapter. The chapter then goes on to explain how the structure of the book is organized into three broad sections that represent, as far as possible, the needs of a patient along their care pathway.

The first edition of *The Royal Marsden Hospital Manual of Clinical Nursing Procedures* was produced in the early 1980s as a core procedure manual for safe nursing practice within The Royal Marsden Hospital, the first cancer hospital in the world. Implicit behind that first edition was the drive to ensure that patients received the very best care – expertise in carrying out clinical procedures combined with an attitude of respect and compassion.

Thirty years later these attitudes are still fundamental. The Chief Nurse Jane Cummings has ‘committed to make sure all patients receive the very best care with compassion and clinical skill’ (DH [co1-bib-0003](#)). The values and behaviours of this compassionate practice are: *Care, Compassion, Competence, Communication, Courage and Commitment* – the 6Cs (DH [co1-bib-0003](#)). This

All Content



Search

[Search help](#)

Procedures

Chapters

Illustrations

A B C D E F G H I J K L M N O P Q R S T U V W X Y Z #

[Show custom procedures only](#)

## A

Abdominal examination

Abdominal paracentesis

Acupuncture: preparation and administration

Arterial cannula insertion (custom procedure guidelines)

Arterial cannula insertion: preparation and setting up of monitoring set

Arterial cannula: removal

Arterial puncture: radial artery



M

Measuring the weight and height of the patient

Medication: administration by inhalation using a metered dose inhaler

Medication: administration by inhalation using a nebulizer

Medication: continuous infusion of intravenous drugs

Medication: controlled drug administration

Medication: custom procedure guideline

Medication: eye administration

Medication: injection administration

Medication: injection (bolus or push) of intravenous drugs

Medication: intermittent infusion of intravenous drugs

Medication: intradermal injection

Medication: intramuscular injection

Medication: multidose vial: powder preparation using equilibrium method

Medication: multidose-vial: powder preparation using a venting needle

Medication: nasal drop administration

Medication: oral drug administration

Medication: self-administration

Medication: single-dose ampoule: powder preparation



### References

1. Carper, B. (1978) Fundamental patterns of knowing in nursing. *ANS Advances in Nursing Science*, **1**(1), 13–23.
2. DH (2001) *National Service Framework for Older People*. London: Department of Health.
3. DH (2013) *Compassion in Practice*. NHS Commissioning Board. Leeds: Department of Health.
4. Diamond, J. (1998) *C: Because Cowards Get Cancer Too*. London: Vermilion.
5. Dossey, B.M., Keegan, L. & Guzzetta, C.E. (2005) *Holistic Nursing: A Handbook for Practice*, 4th edn. Sudbury, MA: Jones and Bartlett.
6. Dougherty, L. (2008) Obtaining peripheral vascular access. In: Dougherty, L. & Lamb, J. (eds) *Intravenous Therapy in Nursing Practice*, 2nd edn. Oxford: Blackwell Publishing.
7. Fellowes, D., Wilkinson, S. & Moore, P. (2004) Communication skills training for health care professionals working with cancer patients, their families and/or carers. *Cochrane Database of Systematic Reviews*, 2, CD003751.
8. Ford, P. & Walsh, M. (1994) *New Rituals for Old: Nursing Through the Looking Glass*. Oxford: Butterworth-Heinemann.
9. Guyatt, G., Cook, D. & Haynes, B. (2004) Evidence based medicine has come a long way. *BMJ*, **329** (7473), 990–991.
10. NMC (2008) *The Code: Standards of Conduct, Performance and Ethics for Nurses And Midwives*. London: Nursing and Midwifery Council.
11. Pearson, A., Field, J. & Jordan, Z. (2007) *Evidence-Based Clinical Practice in Nursing and Health Care: Assimilating Research, Experience, and Expertise*. Oxford: Blackwell Publishing.
12. Porter, S. (2010) Fundamental patterns of knowing in nursing: the challenge of evidence-based practice. *ANS Advances in Nursing Science*, **33**(1), 3–14.
13. Rycroft-Malone, J., Seers, K., Titchen, A., Harvey, G., Kitson, A. & McCormack, B. (2004) What counts as evidence in evidence-based practice? *Journal of Advanced Nursing*, **47**(1), 81–90.



All Content



Search *The Royal Marsden Manual*

Search

[Search help](#)

Procedures

Chapters

Illustrations

### Filter by Type:

Chapter (135)

Bibliography (10)

Procedure (9)

Illustrations (2)

Frontmatter (2)

Overview (1)

### Filter by Chapter:

Chapter 11: observations (20)

Chapter 8: patient comfort and  
end-of-life care (17)

Chapter 6: moving and positioning (17)

159 results for: 'disease'

Items per page:

10



#### Positioning the patient to maximize V/Q matching with unilateral lung disease in a self-ventilating patient [Procedure]


... Procedure guideline Positioning the patient to maximize V/Q matching with unilateral lung **disease** in a self-ventilating patient Essential equipment Pillows/towels Sliding sheets/manual handling equipment if indicated following risk assessment in accordance to local manual handling policy ...

Chapter: [Chapter 6: Moving and positioning](#)




#### Isolation prioritization tool. (a) How to use the tool. (b) Score card. (c) Score. (d) Shortcut guide to priorities for isolation. (e) Infection identified. ACDP, Advisory Committee on Dangerous Patho... [Illustration]

Chapter: [Chapter 3: Infection prevention and control](#)




#### NEWS – National Early Warning Scoring System (Royal College of Physicians ). In some settings, patients will


Common  
data  
format



2014



2015

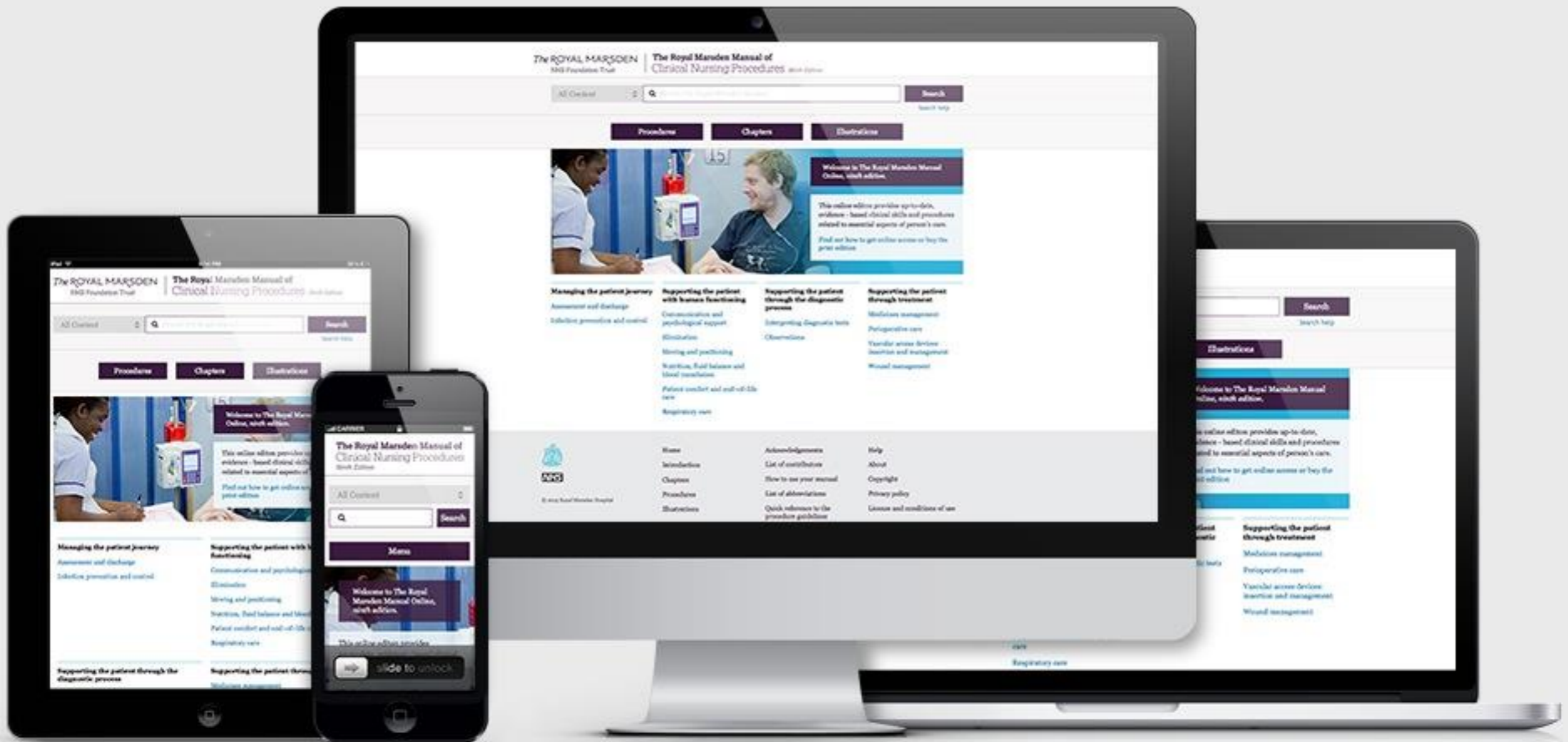


2016



rmmonline.co.uk

Launching February 2015



**semantico** 

## About your speaker

Name: **Andrea Fallas**

Company: **Semantico**

Tel: **01273 358248**

Email: **[andrea.fallas@semantico.com](mailto:andrea.fallas@semantico.com)**

Social Media: **[@andrea\\_fallas](#)**