

A SCIENTIFIC COLLOQUIUM TO CELEBRATE  
THE INSTITUTE'S 50TH ANNIVERSARY

1962-2012

# RESEARCH for a Lifetime



Alan H. DeCherney, M.D.

Chief, Reproductive Biology and Medicine Branch  
Director, Program in Reproductive and Adult  
Endocrinology

*Eunice Kennedy Shriver* National Institute of Child  
Health and Human Development  
National Institutes of Health



"You are completely free to carry out whatever research you want, so long as you come to these conclusions."








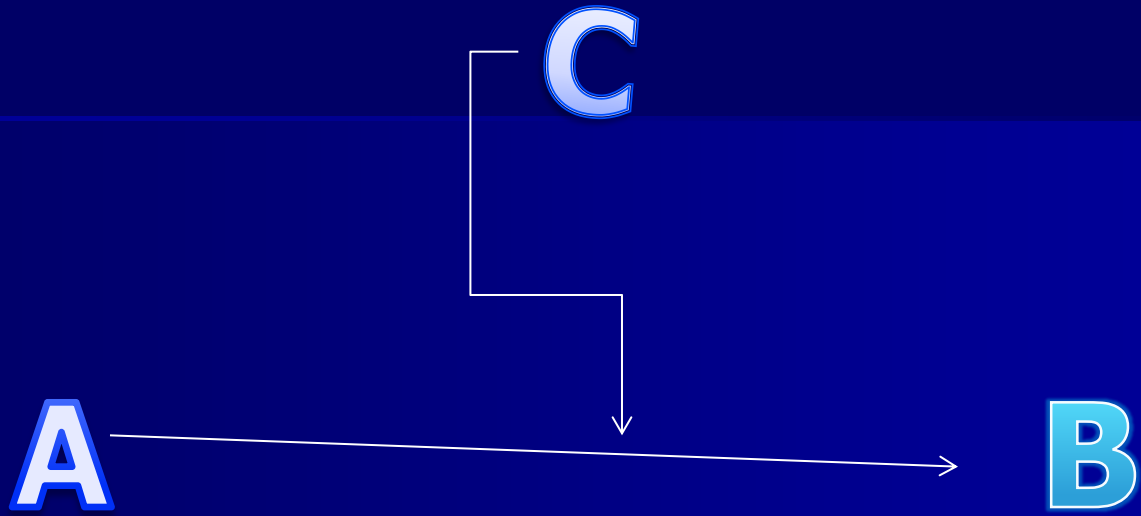


NIH CLINICAL  
CENTER | 60 YEARS OF  
DISCOVERING  
TOMORROW'S  
CURES



- Women comprise 59% of the NIH employees
- The average age of NIH population
  - Male 48
  - Female 45
- Average service – 13 years
- 18500 Employees
- 6500 Scientist
- Clinical Center Coop.







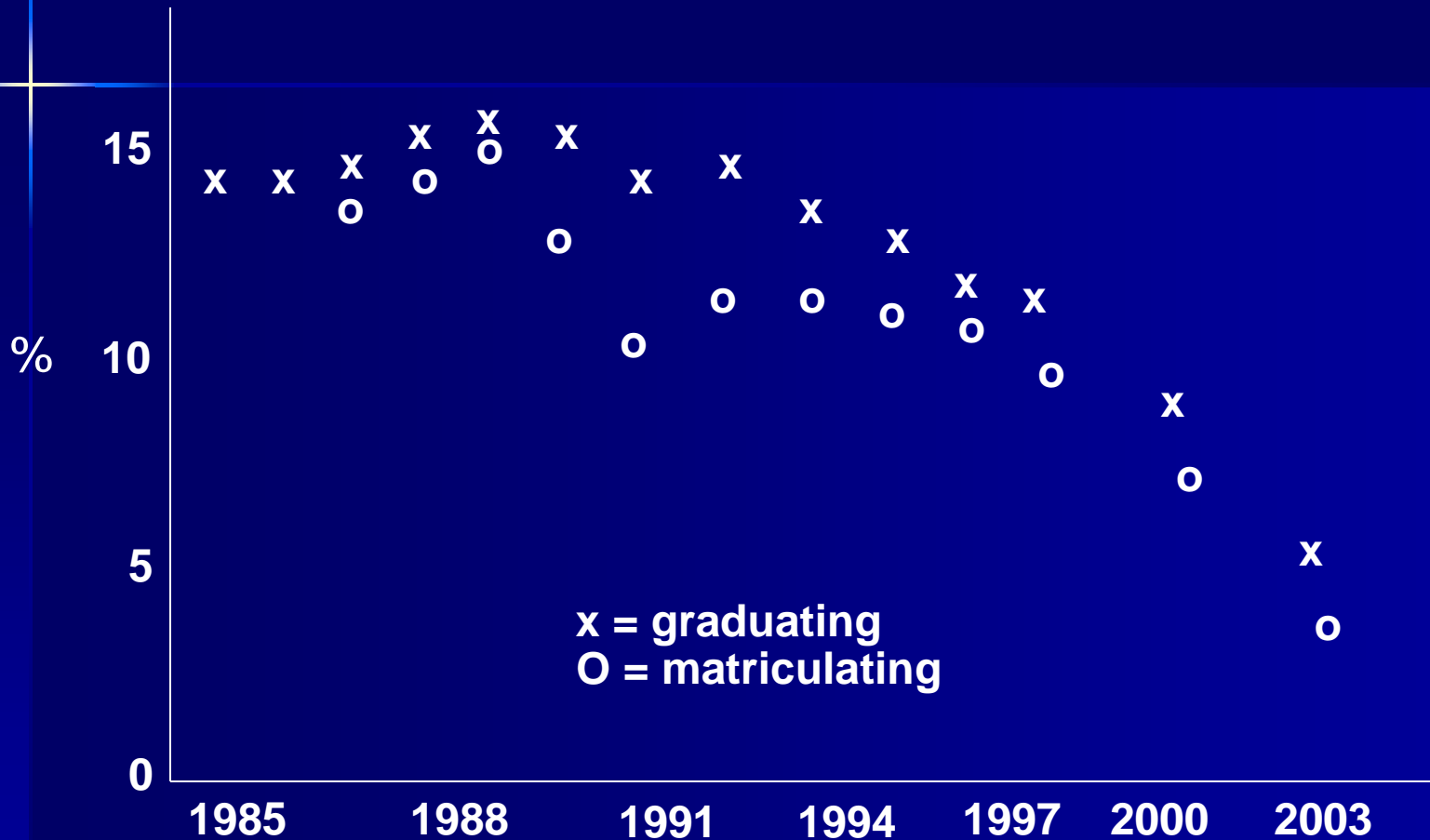
# Staff Positions at the NIH

1. Research and Clinical Fellows
2. Staff Scientists and Staff Clinicians
3. Investigators
4. Senior Investigators

# Program Philosophy



# Percent of Medical Students with a Strong Interest in Research



Data from AAMC, 2004

*The end of the physician-  
scientist*



**“In the absence of physician scientists, the bridge between bench and bedside will weaken, perhaps even collapse.”**

**Leon E. Rosenberg**

**Physician-Scientists—Endangered and Essential. Science 1999;283:331-342**



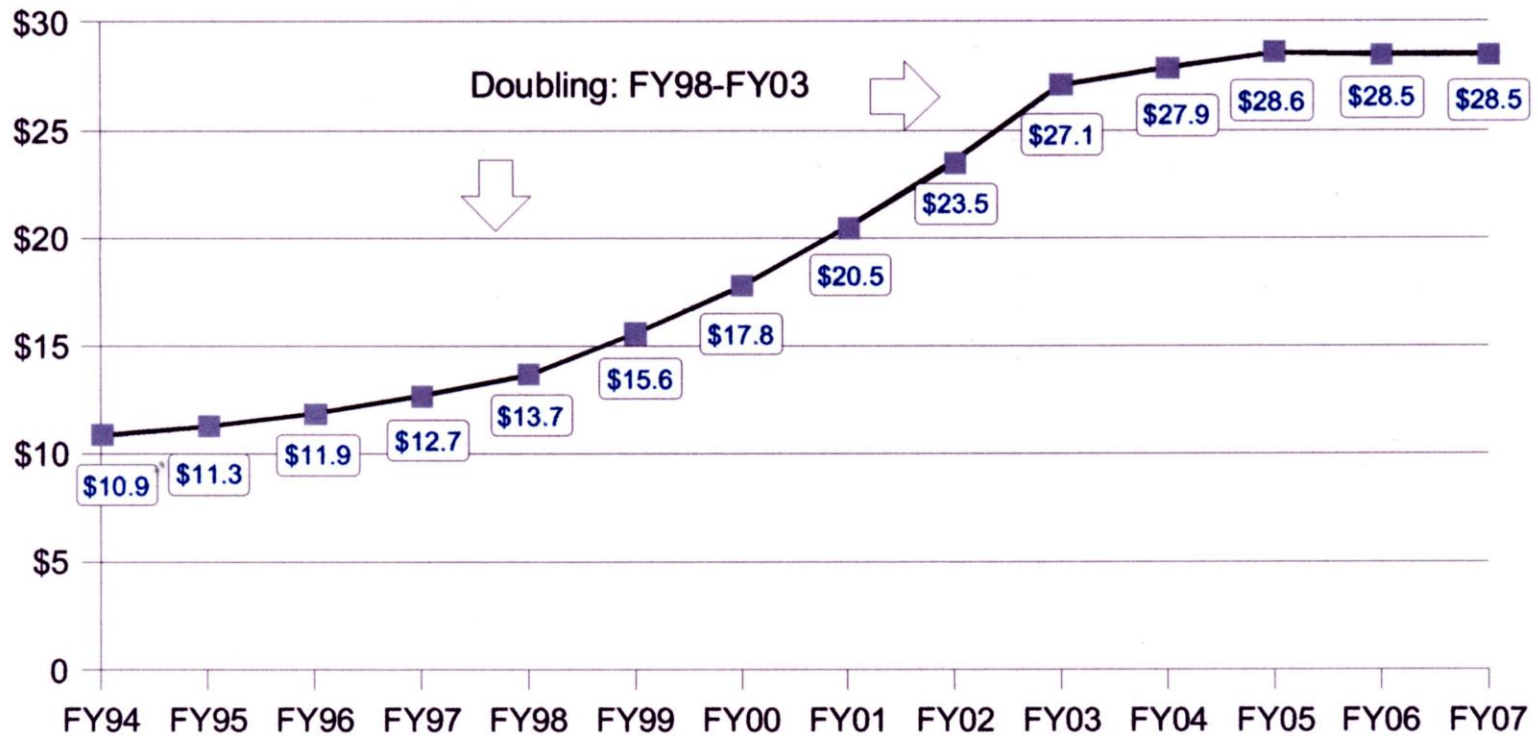
## NATIONAL INSTITUTES OF HEALTH FISCAL 2002 BUDGET ALLOCATION, BY CENTER

Component	Budget (in \$billions)
National Cancer Institute	\$4.2
National Heart, Lung and Blood Institute	\$2.6
National Institute of Allergy and Infectious Diseases	\$2.3
National Institute of General Medical Sciences	\$1.7
National Institute of Diabetes and Digestive and Kidney Diseases	\$1.4
National Institute of Neurological Disorders and Stroke	\$1.3
National Institute of Mental Health	\$1.2
National Institute of Child Health and Human Development	\$1.1
National Center for Research Resources	\$1.0
National Institute on Aging	\$0.9
National Institute on Drug Abuse	\$0.9
National Eye Institute	\$0.6
National Institute of Environmental Health Science	\$0.6
National Institute of Arthritis and Musculoskeletal and Skin Diseases	\$0.4
National Institute of Alcohol Abuse and Alcoholism	\$0.4
National Human Genome Research Institute	\$0.4
National Institute on Deafness and Other Communication Disorders	\$0.3
National Library of Medicine	\$0.3
National Institute of Dental and Craniofacial Research	\$0.3
National Center for Minority Health and Health Disparities	\$0.2
National Institute of Nursing Research`	\$0.1
National Center for Complementary and Alternative Medicine	\$0.1
National Institute of Biomedical Imaging and Bioengineering	\$0.04

Adapted from The fiscal year 2002 President's budget (press release). Washington, DC, National Institutes of Health, April 9, 2001.



**Figure 1. NIH Appropriations FY1994-FY2007 Request**  
Program Level (\$ in billions)



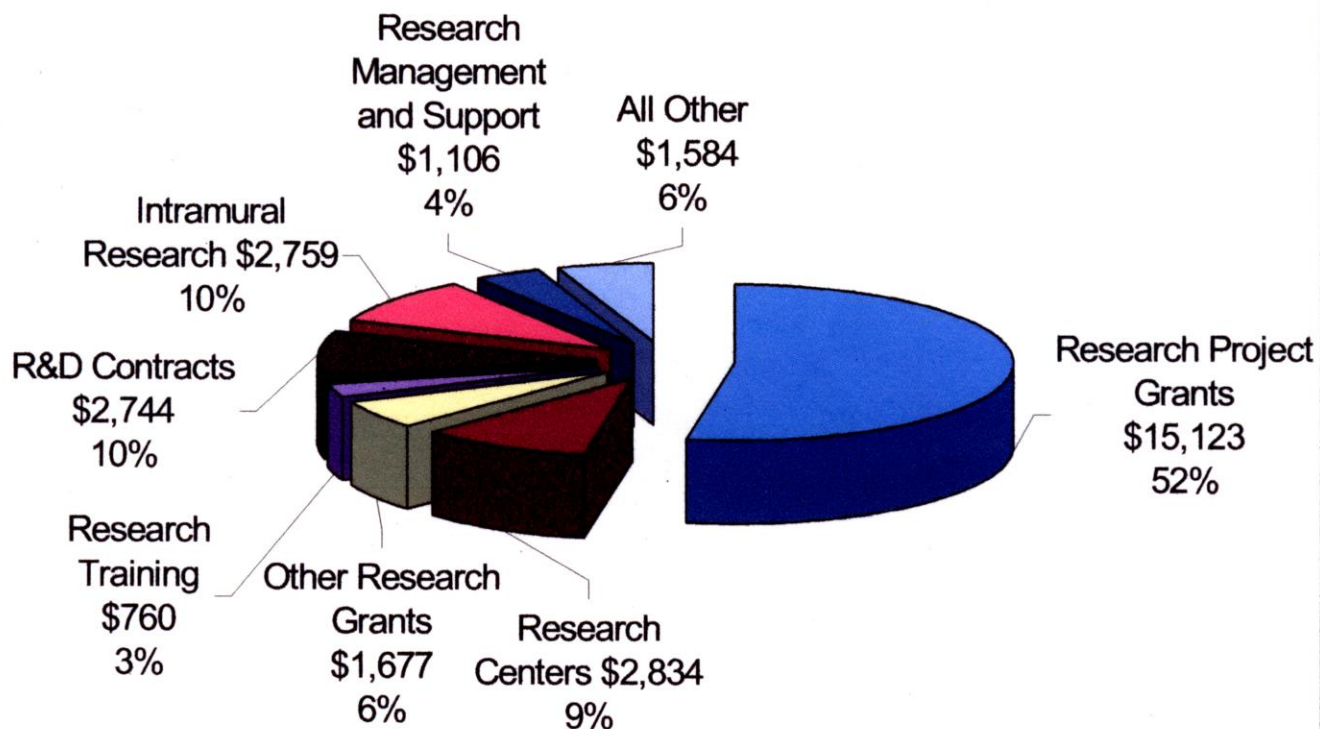
**Source:** Figure prepared by the Congressional Research Service (CRS).



## FY2007 NIH Budget Request by Funding Mechanism

**Total NIH Program Level = \$28,587 Million**

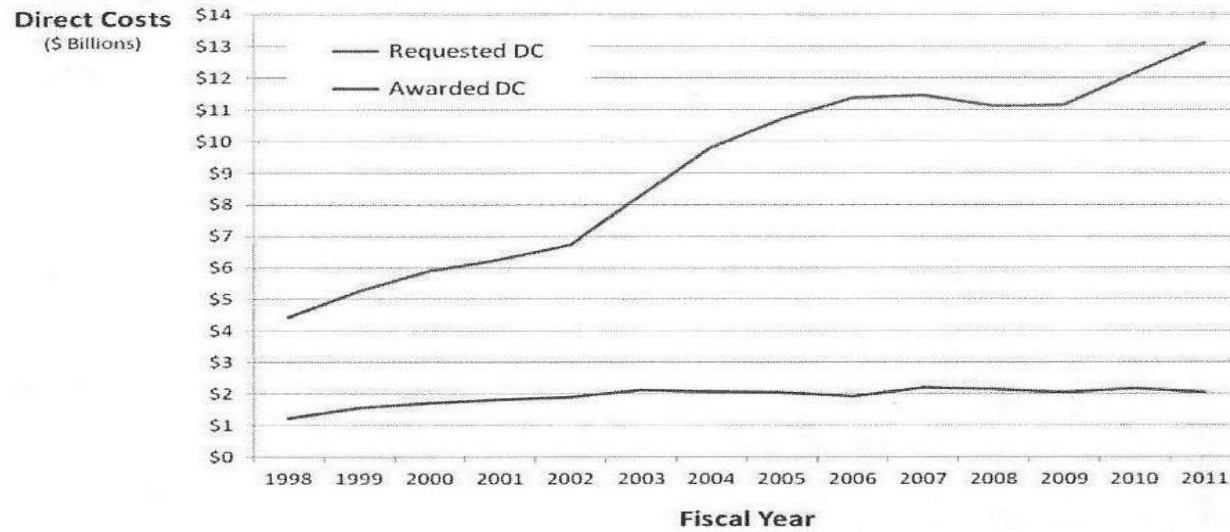
(Dollars in Millions)



**Source:** Adapted from *NIH: Summary of the FY2007 President's Budget*, February 6, 2006, p. 6 [<http://officeofbudget.od.nih.gov/pdf/Press%20info%20final.pdf>].

## Rock Talk

Figure 1: Investigator-Initiated RPG Direct Costs—Requested and Awarded



Amount of money (in direct costs) requested in such applications has increased from \$4.4 billion in fiscal year 1998 to just over \$13 billion in fiscal year 2011, while the amount of money awarded to competing applications during that time increased from \$1 billion to around \$2 billion.

Rock Talk NIH Extramural Nexus, Aug. 9, 2012; by Sally Rockey






# *Funding Sources*

## **\$109 Billion spent on health research in 2004**

- 54% Industry (\$59.1 Billion)
- 34% Federal (\$37.9 Billion)
- 6% University (\$7.1 Billion)
- 2% State and Local Govt (\$2.5 Billion)
- 2% Others (\$2.3 Billion); philanthropic, voluntary health associations, independent research institutes, HHMI
  - » Data from Research!America
  - » [www.researchamerica.org](http://www.researchamerica.org)














“My NIH grant had some money left over from last year.”



*C. Borsotti*